


# HBSA33R-KE4AA

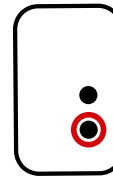
## (Type 1 RET Configuration Only)

**Element arrays as viewed  
from rear of antenna**




**RET placement  
as viewed from rear  
of antenna**

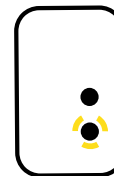
**Top of antenna**



**698-960  
Ports 1 & 2  
(R1)**



**Left  
1695-2690  
Ports 3 & 4  
(A1)**



**Right  
1695-2690  
Ports 5 & 6  
(A1)**

Array	Ports	Freq (MHz)	Ports controlled by common RET
<b>R1</b>	<b>1, 2</b>	<b>698-960</b>	<b>1, 2</b>
<b>A1</b>	<b>3, 4</b>	<b>1695-2690</b>	<b>3, 4</b>
<b>A1</b>	<b>5, 6</b>	<b>1695-2690</b>	<b>5, 6</b>